

# Homeowner Manual

Weed Man Maritimes  
(New Brunswick)

**Weed Man®**  
WE CARE FOR YOUR LAWN



MOWING



WATERING



LAWN CARE  
SERVICES



TROUBLESHOOTING





# Mowing



## HEIGHT KEEP IT LONG

The best mowing height for most types of grass is 2 ½ to 3 inches (6 to 8 cm). Most often this is the highest setting on your lawn mower.

Do not remove more than 1/3 of the grass height (about an inch) with each mowing.

Avoid scalping your lawn at all costs. Cutting the lawn too short will damage the most important part of the plant, the root system.

Try to mow when the grass blades are dry, but if the grass is getting out of hand, it is better to cut it wet than let it grow too long.

## FREQUENCY MOW WHEN YOUR LAWN NEEDS IT

Grass does not grow at the same pace during the season. You should mow your lawn when it needs it wherever possible. Once a week is usually enough but this may vary through the growing season. Avoid cutting more than an inch off of the lawn at any one cutting.

In the spring and fall when the weather is cooler and your lawn is growing more rapidly, you may need to mow twice a week.

During the hot dry months of summer, the growth of your lawn will slow and you may only need to mow once every two weeks.

## MOWER BLADES KEEP'EM SHARP

A sharp mower blade will make a clean precise cut that heals quickly.

A dull mower blade will chew and fray the ends of the grass blades. They will turn brown and increase moisture loss making your lawn more susceptible to potential problems.

## TEMPERATURE DON'T SWEAT IT


Try to avoid mowing your lawn when the temperature is above 25 °C or your lawn is showing signs of drought (see Troubleshooting Guide).

## CLIPPINGS DON'T BAG'EM, MULCH'EM!

As long as you are mowing often enough so that the clippings are an inch or less in length, you can leave the clippings on your lawn.

Mulching the clippings returns moisture and nutrients to the soil and you will not take up valuable landfill space. Its always advantageous to take a green approach.

If you do need to remove the clippings, there is no harm done, however, you may find that your lawn needs to be fertilized more often.







# Watering

## AMOUNT GIVE IT A DRINK

- Lawns require two inches of water per week to stay green and growing. Water twice a week, an inch at a time. Use an empty coffee can or a watering gauge to make sure your lawn is getting the right amount of water each time.
- Rainfall doesn't always provide ample moisture. Further watering is needed for lawns to do their best.
- Extra watering may be required during hot, windy weather to help offset rapid evaporation.

## TIMING LET'S GET IT RIGHT

- In the Spring it is tempting to start watering early, but there is usually plenty of rain to keep your lawn healthy. Wait to water until the weather gets warm and dry.
- Water early in the day for best results, early morning after dawn and before the heat of the day.
- Watering late in the day or night can promote potential disease and fungal problems in your lawn.
- If your lawn is severely dry, watering at any time will do.






# Services

## WEED CONTROL


WE DIDN'T  
GET THIS  
NAME FOR  
NOTHING.



- Pesticide rules in New Brunswick include restrictions on the total amount of herbicide (for weeds) and insecticide (for insects) that can be used on a property each season.
- Application rates of herbicides and insecticides are strictly monitored, allowing Weed Man to treat up to 50% of a property by volume in a season.
- Targeted spot sprays are the only permitted application method, which actually allow us to cover more than 50% of a property in a season.
- The best way to keep weeds out of your lawn is to maintain it by keeping it properly fed, watered and cut. Once weeds are established, the only way to eliminate them is through weed control applications.
- Some weeds are more difficult to control than others and may require a full season and extra applications to be brought under control.
- Weed control applications are scheduled in the spring and late summer when weeds are most visible and is most effective but it can be done at any time during the growing season.
- Once weed control has been applied, you should see the weeds begin to twist and deform within 2 – 3 days. However, you should allow 14 – 21 days for the weed control to complete its task and for the weeds to completely disappear.
- Rain will not normally affect weed control applications unless it rains immediately after the application and it rains hard. If you are not sure, just give us a call and we'd be happy to help.
- Keep pets and children off of the lawn until the weed control has dried, about an hour.

## FERTILIZING

THE MOST  
IMPORTANT  
MEAL OF  
THE YEAR.



- Weed Man fertilizer provides a well balanced diet for your lawn.
- Applications are scheduled six to eight weeks apart and will feed your lawn all season long.
- Weed Man fertilizer is a slow release formula, 'watering in' immediately is not required and it will not burn your lawn.
- You should water your lawn within 48 hours after a fertilizer application. This is not to prevent burning, but will activate the fertilizer so it can begin to feed your lawn.
- We also offer a late fall fertilization service which is specially blended with nutrients to help the lawn over-winter and green up quickly in early Spring.







## INSECT CONTROL


IT'S LIKE AN  
EVICTION  
NOTICE  
FOR PESTS.



- Insect damage will appear as unexplained areas of yellowing or brown turf. If you are watering these areas with no improvement, give us a call right away and one of our specialists will assess the situation and make recommendations at no extra charge.
- Applications are targeted at turf damaging insects such as white grubs, sod webworms, and chinch bugs. These insects can quickly destroy your lawn.
- All lawns support a population of these insects. It is only when the population of the insect exceeds the capacity of your lawn to tolerate them that damage will be noticeable. A healthy, well-fed, watered and mowed lawn is better able to resist damage and will require fewer applications of insect control.
- In New Brunswick, the pesticide limits discussed above (under Weed Control) apply to insecticides used to combat insects. However, where there is severe insect infestation, a special permit may be obtained from NB Department of Environment permitting blanket spraying and use of sufficient insecticide to handle the infestation. If you see significant insect damage to your lawn, your Weed Man professional can assist to determine whether a permit is required.

## CORE AERATION

A STORY  
FULL OF HOLES  
WITH A HAPPY  
ENDING.



- Core aeration removes small cores of soil and thatch about the size of your finger from your lawn. This allows water, air and fertilizer to penetrate to the root zone where they will do the most good as well as relieving soil compaction.
- Aeration should be done a minimum of once per year to maintain a healthy lawn. If you are in doubt, as to whether your lawn needs to be aerated, give us a call and one of our service specialists will assess your lawn at no extra charge.
- We leave the cores on the lawn because they contain beneficial microorganisms that help break down the layer of thatch on your lawn.
- The cores will normally break up after one or two mowings.
- We schedule aerations in the spring and fall when soil moisture is higher. Spring aerations help with spring growth of turf. Fall aerations help your lawn prepare for winter by assisting in food reserve storage in the root systems.





# SERVICE CALLS

- Weed Man has become the leader in the lawn care industry by providing great looking lawns to happy customers.
- If your lawn is not looking good or you are unhappy with any aspect of our service, PLEASE CALL OR EMAIL US IMMEDIATELY. We offer unlimited service calls at no charge, and guarantee we will be in touch with you within 2 business days to do our best to address the issue.

# INVOICING

- Weed Man will provide an invoice by email after each application is completed. Credits and outstanding balances will show on the invoice.
- Prompt payment of your account ensures that service continues without interruption.
- Late payment charges begin to accumulate 30 days after the date of application.
- Payments can be made by credit card (Visa, MC and AMEX), through our Customer Portal, by Auto-pay (CC), by email to payments@weedmanmaritimes.ca or by cheque.
- Please note our technicians are not set up to accept payment in the field.

# LAWN SIGNS

- After every application, we will place a sign on your lawn to let you and your neighbors know that an application has been applied to your lawn.
- If you wish not to have a lawn sign on your property, simply let us know as well.
- Help us reduce, reuse, and recycle. Save the lawn sign stakes and leave them where we can see them when we arrive and we will reuse them.
- Please note: if we have completed weed control or insect control for your property, provincial law requires that we leave a pesticide sign on your property for a minimum of 24 hours following application. You may remove the sign after that time has elapsed.

# TROUBLE SHOOTING GUIDE

PROBLEM	SIGNS AND SYMPTOMS	REMEDIES
Lack of water or drought stress.	The lawn turns silvery blue in patches and if not watered soon will turn brown. The grass does not spring back after being stepped on and your footprints remain clearly visible.	Water your lawn as soon as possible. At least 2 inches the first time and again within a couple of days until the soil is again moist.
Insect Damage	Often mistaken for drought, but the lawn does not recover after it is watered. The damage shows up as yellow then brown patches.	Give Weed Man a call. One of our service representatives will inspect your lawn at no extra charge and diagnose the problem.
Ants or Ant Hills	This may be a nuisance, but ants do not harm the grass specifically.	If ants are becoming a problem, call Weed Man, we can help reduce the populations.
Mushrooms	Mushrooms may not look good, but they do not damage the turf.	Remove the mushrooms by hand, with a mower or a stiff rake. Where practical, carefully dig up and destroy the organic debris that supports the growth of mushrooms.
Turf Diseases	Often mistaken for drought or insect damage or even burns.	Give Weed Man a call as soon as you can. One of our service representatives will inspect your lawn at no extra charge to diagnose the problem and make recommendations.





# **Weed Man®**

---

## **WE CARE FOR YOUR LAWN**

Thank you for choosing Weed Man to care for your lawn.

If you have any questions, concerns or if at any time you are not pleased with the appearance of your lawn please give us a call and we will respond within 48 hours.

Call us at (902) 468-9333 (WEED) or toll free at 1-877-434-9333

Email us at [maritimes@weedmancanada.com](mailto:maritimes@weedmancanada.com).

Visit us online at [weedman.com](http://weedman.com).

